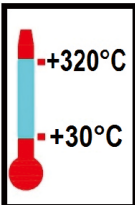

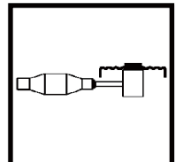
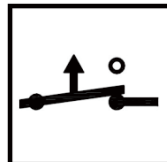
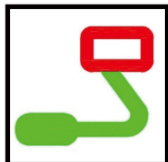


Fixed setting manual reset limiter, bulb and capillary

Enclosure	Type	Operation	Contact	Measurement	Ranges °C	Models
IP66,IK10	Manual reset	Mechanical	SPNC	Remote		YF9LNC
Material						
PA66 & PC						



Applications

-Equipment requesting a very strong resistance to water ingress. The transparent cover allows to visualize the set point and the 2 pilot lights

Remote control in usual industrial applications and environments, not hazardous areas, for use as high limit safety.

- Sealed temperature set point

Housing: Protection class IP 66 upon EN 60529 (waterproof spray water under high pressure and sea splashes, totally dust tight). Body in black PA66, fiber glass reinforced. The transparent polycarbonate cover can be unscrewed by hand, but it is also possible to use a hook spanner. Mechanical impact resistance : IK10. High UV resistance.

Action: Fail safe, manual reset high temperature limit.

Set point calibration value: 80±8°C (176±15°F), 90±8°C (194±15°F), 110±8°C (230±15°F), 130±8°C (266±15°F), 150±8°C (302±15°F), 175±8°C (347±15°F), 220±11°C (428±20°F), 270±13°C (518±23°F), 300±15°C (572±27°F). Other calibration temperature on request, between 30°C and 320°C (85°F and 610°F).

Temperature adjustment: Fixed setting, sealed, no access to user.

Sensing element: Liquid expansion bulb and capillary. The capillary is protected by a stainless steel corrugated pipe terminated by a silicone tip. A plastic cap plug provided as standard accessory allows locking the flexible metal conduit inside a pocket (See pockets in the accessories section).

Pilot lights: One pilot light visualizes the thermostat contact output position. The other visualizes the power supply input. Phase and neutral electrical line supply are mandatory for these pilot lights.

Cable input and output: Two M20 cable glands, built-in black PA66.

Electrical connections: Inside, on screw terminal connection block. It is possible to connect 2 wires 1.5mm² on each terminal.

Earthing: Internal screw terminal.

Mounting: Wall mounting, by 2 legs with holes for screws dia. 4 to 5 mm, 114 mm distance

Identification: Identification label on backside. Set point calibration is printed in °C and °F beside the manual reset button.

Contact: Single pole, open on rise (SPNC)

Electrical rating: 16A res. 250/400VAC

-Electrical life >6.000 cycles.

Minimum storage temperature: -35°C (-30°F)

Maximum ambient temperature: 60°C (140°F)

For more technical information see 8L limiter technical data sheet (catalog 1).

Main references

Calibration temperature °C (°F)	References	Minimum resettable temperature °C (°F)	Capillary length (mm)	Bulb diameter(mm)	Bulb length(mm)	Max temperature on bulb °C (°F)
80±8°C (176±15°F)	YF9LNC25080156ZD	52°C (126°F)	1500	6	77	105°C (221°F)
90±8°C (194±15°F)	YF9LNC25090156ZD	60°C (140°F)	1500	6	77	115°C (239°F)
110±8°C (230±15°F)	YF9LNC25110156ZD	75°C (167°F)	1500	6	77	135°C (275°F)
130±8°C (266±15°F)	YF9LNC25130156ZD	80°C (176°F)	1500	6	74	155°C (311°F)
150±8°C (302±15°F)	YF9LNC25150156ZD	95°C (203°F)	1500	6	74	175°C (347°F)
175±8°C (347±15°F)	YF9LNC25175156ZD	115°C (239°F)	1500	4	95	200°C (392°F)
220±11°C (428±20°F)	YF9LNC25220156ZD	140°C (284°F)	1500	4	90	245°C (473°F)
270±13°C (518±23°F)	YF9LNC25270156ZD	160°C (320°F)	1500	4	85	295°C (563°F)
300±15°C (572±27°F)	YF9LNC25300156ZD	160°C (320°F)	1500	4	82	325°C (617°F)